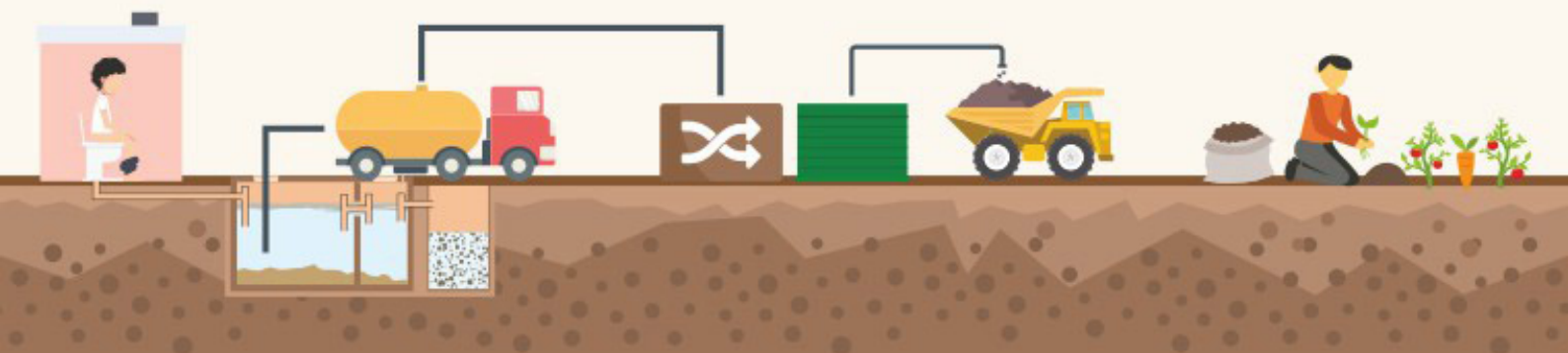


# Stakeholder Engagement Report

## NAKURU



# Stakeholder Engagement Report

## Nakuru

*21 November 2023*

**Produced By:** Paul Kimani, NAWASSCO, NAKURU, Rift Valley, Kenya.

© Copyright

All Toolbox by FSMA materials are freely available following the open-source concept for capacity development and non-profit use, so long as proper acknowledgement of the source is made when used. Users should always give credit in citations to the original author, source and copyright holder.

Please visit us on [www.fsmttoolbox.com](http://www.fsmttoolbox.com)























**Stakeholder engagement planning** helps you identify and classify stakeholders in the FSM ecosystem based on their level of interest and influence. It also provides broad guidelines for engagement for each category of stakeholders. Stakeholders offer value to their local FSM ecosystem in the following ways:

- Play a vital role across the FSM value chain (construction of toilets/desludging services/treatment/sale or safe disposal of treated sanitation products) such as infrastructure development, service delivery, planning, financing, regulation, capacity building, monitoring, IEC/BCC.
- Be a beneficiary at any part of the value chain.
- Learn/support/oppose the overall implementation of the FSM project.

## Basic Information about your city:

- **City Name:** NAKURU
- **State:** Rift Valley
- **Country:** Kenya
- **Total Population:** 562000

Typology	Stakeholder Types	Stakeholder Names
National Government	Ministry of public housing	■ PS Housing and Urban Development
	Ministry of Water and Irrigation	■ CRVWWDA
	Ministry of public works	■ PS Infrastructure Development
	Ministry of finance	■ PS Finance and Planning
	National legislators	■ Chair National Assembly Committee Water and Environment
	Ministry of Environment and Natural resources	■ NEMA
Local Government	Local legislators	■ Chair Health committee ■ Chair Water and Environment
	Local government/local municipal authority	■ Chair City Board ■ Manager City Board

	Political party - ruling	 Leader of Majority County Assembly
	Political party - opposition	 Leader of Minority County Assembly
	Governor	 CEC WATER SANITATION ENVIRONMENT ENERGY AND NATURAL RESOURCES  CEC HEALTH
Key Representatives of the society	Workers union	 CHAIRMAN KCGWU
	Media	 STANDARD MEDIA  NATION MEDIA
	NGOs/CBOs/welfare groups	 WELFARE ACTIVISTS  FINNISH MONDIAL  WASUP  VEI
	Academia	 EGERTON UNIVERSITY
	Poor households	 NYUMBA KUMI RESIDENTS ASSOCIATION
	Better-off households	 NYUMBA KUMI RESIDENTS ASSOCIATION
	City service providers	Masons
Property developers		 REAL ESTATE ASSOCIATION
Medium business owners (general)		 NAKURU BUSINESS GROUPS
Consultants		 EGERTON UNIVERSITY
Small business owners (general)		 NAKURU BUSINESS ASSOCIATION
Large business owners & industrialists (general)		 KAM  KEPSA

	Landlords	■ Land Lords/ Resident associations
	Potential end users - farmers/industries	■ Resident Association
	Sewerage/treatment plant engineers	■ NAWASSCO
	Mechanical and manual emptiers	■ REGISTERED PIT EMPTYING GROUPS
Donor Agencies	WSUP	■ WSUP
	VEI	■ VEI
	AfDB	■ AfDB
	WB	■ World Bank

# Interest-Influence Mapping

The scoring scale for Interest and Influence of FSM stakeholders consists of 6 levels - Unknown, Little or None, Some, Moderate, High and Crucial.

**Interest** is characterized by the stakeholders' needs, constraints and problems being a priority in the FSM strategy. **Influence** is the power that stakeholders have on the project i.e. in terms of controlling the decision-making process and facilitating the implementation

You can view the relative positioning of the stakeholders in the Interest-Influence Matrix based on the rating given online in the following figure.







## Recommendations

The stakeholders are classified into four groups based on the positioning in the interest-influence matrix. A set of guidelines for collaboration for each category of stakeholder are provided below.

### High Interest + High Influence

These stakeholders should be closely involved throughout the preparation and implementation of the project to ensure their support for the project. It is recommended that these stakeholders are utilized for Consultation, Collaboration & Delegation of responsibilities. In your local scenario, they are:
















Typology	Stakeholder Types	Stakeholder Names
Donor Agencies	AfDB	 AfDB
	WB	 World Bank
Local Government	Governor	 CEC HEALTH  CEC WATER SANITATION ENVIRONMENT ENERGY AND NATURAL RESOURCES
	Local legislators	 Chair Water and Environmemnt
	Political party - ruling	 Leader of Majority County Assembly
National Government	National legislators	 Chair National Assembly Committee Water and Environment
	Ministry of Water and Irrigation	 CRVWDA
	Ministry of Environment and Natural resources	 NEMA
	Ministry of finance	 PS Finance and Planning
	Ministry of public housing	 PS Housing and Urban Development
	Ministry of public works	 PS Infrastructure Development

Key Representatives of the society	NGOs/CBOs/welfare groups	 FINNISH  MONDIAL  VEI  WASUP
------------------------------------	--------------------------	--

## High Interest + Low Influence

Stakeholders of low influence and high interest must be consulted and these stakeholders have the potential to be Empowered with responsibilities..

In your local scenario, they are:

Typology	Stakeholder Types	Stakeholder Names
City service providers	Large business owners & industrialists (general)	 KEPSA  KAM
	Landlords	 Land Lords/ Resident associations
	Small business owners (general)	 NAKURU BUSINESS ASSOCIATION
	Sewerage/treatment plant engineers	 NAWASSCO
	Mechanical and manual emptiers	 REGISTERED PIT EMPTYING GROUPS
	Potential end users - farmers/industries	 Resident Association
Local Government	Local government/local municipal authority	 Manager City Board  Chair City Board
	Local legislators	 Chair Health committee
	Political party - opposition	 Leader of Minority County Assembly
Key Representatives of the society	Poor households	 NYUMBA KUMI RESIDENTS ASSOCIATION
	Better-off households	 NYUMBA KUMI RESIDENTS ASSOCIATION
Donor Agencies	VEI	 VEI
	WSUP	 WSUP



## Low Influence + Low Interest

These stakeholders may be informed about the project progress at key stages of the project lifecycle..

In your local scenario, they are:

Typology	Stakeholder Types	Stakeholder Names
Key Representatives of the society	Workers union	■ CHAIRMAN KCGWU
	Academia	■ EGERTON UNIVERSITY
	Media	■ NATION MEDIA ■ STANDARD MEDIA
	NGOs/CBOs/welfare groups	■ WELFARE ACTIVISTS
City service providers	Consultants	■ EGERTON UNIVERSITY
	Medium business owners (general)	■ NAKURU BUSINESS GROUPS
	Masons	■ NCA
	Property developers	■ REAL ESTATE ASSOCIATION

[Click to view knowledge materials that are most relevant to your city.](#)