



Monitoring Sanitation in Cities

Under

Swachh Bharat Mission (SBM)

For

MAHARASHTRA

No Latrine Facility – emerging questions for Maharashtra

29% URBAN HHs HAVE **NO** LATRINE FACILITY



7% OF HHs RESORT TO **OD**

Reasons for not having on-premise toilets

Are there **Financial Issues** ?

Are there **Legal Issues** ?

Are there **Space Constraints** ?

Structure of the presentation . . .

- Concept of ODF in Swachh Maharashtra Mission
- City level activities to make cities ODF
 - Community/Public toilet monitoring
 - OD spot monitoring
 - Monitoring of toilet construction
 - SHG toilet plans

Structure of the presentation . . .

- **Concept of ODF in Swachh Maharashtra Mission**
- City level activities to make cities ODF
 - Community/Public toilet monitoring
 - OD spot monitoring
 - Monitoring of toilet construction
 - SHG toilet plans

GoI and GoM launched **missions to improve sanitation**

Mission objectives :

- ❑ **Elimination of open defecation**
- ❑ **Eradication of Manual Scavenging**
- ❑ **Modern and Scientific Municipal Solid Waste Management**
- ❑ **To effect behavioral change regarding healthy sanitation practices**
- ❑ **Generate awareness about sanitation and its linkage with public health**
- ❑ **Capacity Augmentation for ULB's**
- ❑ **To create an enabling environment for private sector participation in Capex and Opex**

The image displays two screenshots of government websites related to sanitation missions. The top screenshot is the homepage of the Swachh Bharat Mission, Ministry of Urban Development, Government of India. It features a navigation menu with options like HOME, ORGANIZATION, STATES/CITIES, HOUSEHOLDS/CITIZENS, CIRCULARS, GALLERY, ABOUT SBM, HELP, and LOGIN. Below the menu, there are sections for 'Swachh Survekshan Results 2016' and 'Swachh Survekshan 2017 Guidelines'. The main banner shows a colorful illustration of Indian landmarks and the text 'Swachh Bharat Mission'. Below the banner are four buttons: 'e-Courses', 'Participate', 'What's new', and 'Mission Progress'. The bottom screenshot is the homepage of the Swachh Maharashtra Mission, Urban Development Department. It features a navigation menu with options like Home, About Us, Govt. Orders, Road map to Success, Success Stones, Gallery, Links to Important Websites, Whats New, Contact Us, Join Us, and Notice Board. The main banner shows a photograph of a man speaking at a podium and the text 'भारत सरकारचा पुढाकार स्वच्छ महाराष्ट्र करू साकार'. Below the banner is a section titled 'सप्तपदी स्वच्छतेची' with a list of objectives and a large red footprint icon. The footer includes 'Latest Updates' and 'Declared O.D Free Cities By Hon. Shri Devendra Fadnis, Chief Minister of Maharashtra under Swachh Maharashtra Mission'.

Swachh Maharashtra Mission

Key Component of Sanitation in SBM / SMM

One of the **key sanitation component** of
Swachh Bharat Mission and
Swachh Maharashtra Mission is

‘Open Defecation Free City’

ODF, ODF + and ODF ++ concept under SMM

Prioritize “Own Toilets” and safe management of faecal waste

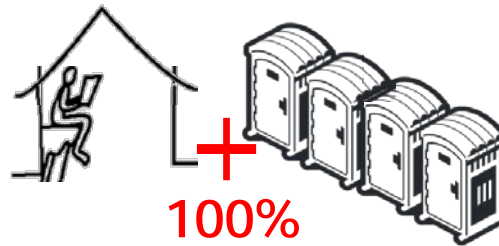
	Elimination of OD practices	Access to toilets	Conveyance and treatment of faecal waste
ODF City	<ul style="list-style-type: none"> Not a single person found defecating in the open No traces of faeces are visible in the city at any time of the day. 	<ul style="list-style-type: none"> All the properties in the city have access to either own toilet or functional community/ public toilet Floating population in the city has an access to sufficient and functional public toilets 	<ul style="list-style-type: none"> All toilets are connected to a disposal system
ODF+ City	<ul style="list-style-type: none"> Not a single person found defecating in the open No traces of faeces are visible in the city at any time of the day. 	<ul style="list-style-type: none"> At least 80% of residential properties in the city have access to own toilets Remaining properties and floating population in the city have access to functional community/ public toilets 	<ul style="list-style-type: none"> All toilets are connected to a disposal system Regular and safe collection, conveyance and treatment of all the faecal matter
ODF++ City	<ul style="list-style-type: none"> Not a single person found defecating in the open No traces of faeces are visible in the city at any time of the day. 	<ul style="list-style-type: none"> At least 95% of residential properties in the city have access to own toilets Remaining properties and floating population in the city have access to functional community/public toilets 	<ul style="list-style-type: none"> All toilets are connected to safe disposal system Regular safe collection, conveyance and treatment of all faecal matter and waste water including septic tank effluent and grey water

Implementation of ODF + and ODF ++ concept . . .

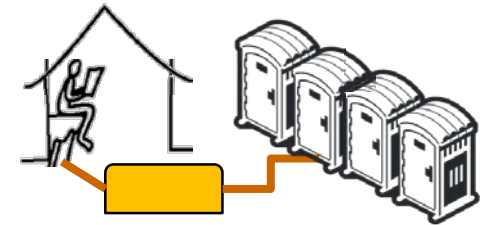
ODF



No visible OD, faeces



100% access to own/community/
public toilet

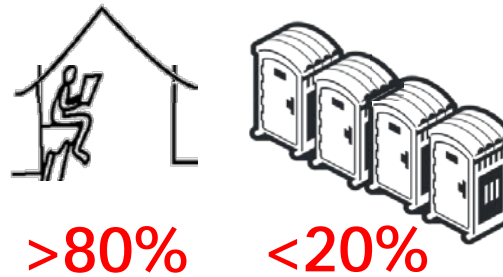


All toilets connected to disposal
system

ODF+

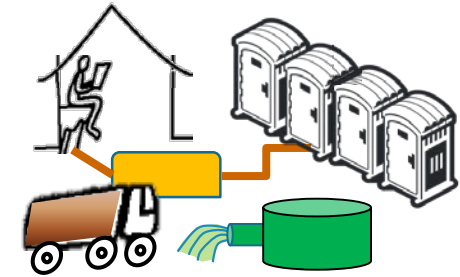


No visible OD, faeces



>80% <20%

At least 80% access to own
toilet; rest CT/PT




All toilets connected to disposal
system; safe collection conveyance
and treatment

ODF++

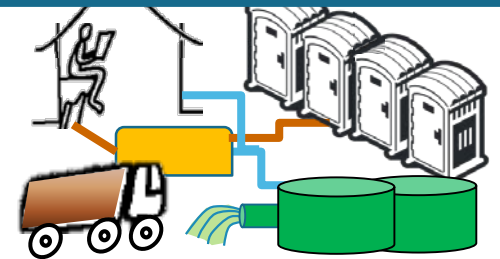


No visible OD, faeces



>95% <5%

At least 95% access to own
toilet; rest CT/PT



All toilets connected to disposal
system; safe collection conveyance
and treatment including
effluent/grey water

Validation Framework for ODF cities

Framework for Validation of ODF Cities

1. **Self declaration** by ULBs

2. **Validation** by the **Collectors**

3. **1st Validation** by **State Level Committee**

4. **Verification** of 10% cities by the GoM

5. **2nd Validation** by **Third Party**
(6 months after the first validation)

30%

Incentive Scheme

Rewards to ODF cities for moving towards ODF++

70%

Incentive Scheme

	A Class	B Class	C Class
ODF Cities	2 Cr.	1.5 Cr.	1 Cr

Structure of the presentation . . .

- Concept of ODF in Swachh Maharashtra Mission
- **City level activities to make cities ODF**
 - **Community/Public toilet monitoring**
 - OD spot monitoring
 - Monitoring of toilet construction
 - SHG toilet plans

Monitoring of existing infrastructure in community / public toilets

- Cities have undertaken an **assessment** to **monitor existing infrastructure** available in **community / public toilets** of the city
- **Assessment covers:**
 - Total toilet seats - M/F (Functional / Non-functional)
 - Toilet pans (Clogged / functional)
 - Doors, lights, water taps , washbasins etc availability
 - Water storage facility (Outside the block / Overhead tank)
 - Toilets properly cleaned or not
 - Cleanliness around the toilet block



Monitoring activities undertaken by private sector for O & M of community / public toilets . . .

- **Wai city**, that has **involved private sector** strictly **monitors** the **functionality** of community / public **toilets**
- The **ULB** also **monitors** the **repair** and **maintenance** of the community as well as public **toilets** that has been **undertaken** by **private sector**
- This **monitoring** has **led** to **well functioning** community / public **toilets** in the **city**



Structure of the presentation . . .

- Concept of ODF in Swachh Maharashtra Mission
- City level activities to make cities ODF
 - Community/Public toilet monitoring
 - **OD spot monitoring**
 - Monitoring of toilet construction
 - SHG toilet plans

Monitoring OD SPOTs

- ❑ **ULB** has formed a **team** of in-house **40 safai workers** called “**Good Morning Pathak**” who **monitor the OD spots** on **daily basis** .
- ❑ This **group** is **monitored** by **CO** and other **ULB officials**
- ❑ **ULBs** has put up **bill boards** which mention “**strict penal action** would be taken **against those who resort to OD**”



Monitoring OD SPOTs

- ❑ **OD spots** are **monitored** daily during early **morning** (~5am. to 8am.) and at the **night** (~7pm. to 10 pm.)
- ❑ A **fine/penalty** of **INR 500** is **levied** on the **person** found **defecating in open**
- ❑ **Health hazards** linked to open defecation are **explained** to **people** and they are **warned to stop such practices**

This **process** has **helped** the **ULB** to **stop**
Open Defecation in the city



Structure of the presentation . . .

- Concept of ODF in Swachh Maharashtra Mission
- City level activities to make cities ODF
 - Community/Public toilet monitoring
 - OD spot monitoring
 - **Monitoring of toilet construction**
 - Receipt and review of application
 - Verification and approval of application
 - Permission to construct and subsidy
 - Monitoring of construction process
 - Final approval of toilet
 - SHG toilet plans

SBM Toilet construction process at ULB level . . .

APPLY AND UPLOAD

HHs **apply** at the ULB office under the scheme, **ULB checks** the submitted **forms** and other **supporting documents** and **uploads** the **application** on the **SBM portal**

VERIFICATION AND APPROVAL

On ground verification of the application is undertaken **by ULB officials**, and based on this either the **application** is **approved** or **rejected** on **SBM Portal**

PERMISSION AND SUBSIDY

Those **applications** that have **received approval**, receive **work order** (permission) for **construction** and receive **1st installment** of **subsidy**

MONITOR CONSTRUCTION

Monitoring of **construction** takes place at **two stages**, the **1st stage** is on **construction** of **septic tanks** and **2nd stage** is after **completion** of **toilet construction**

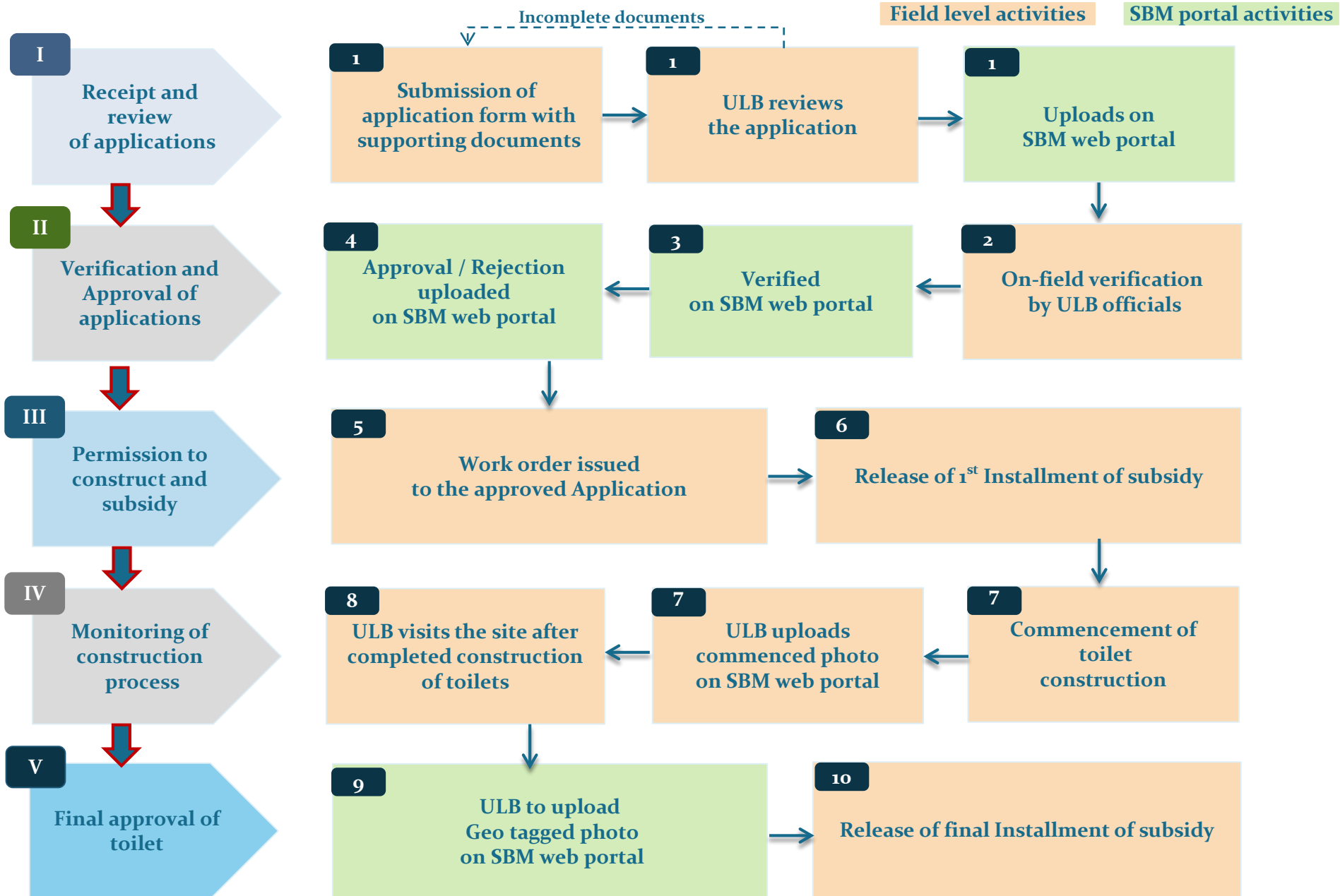
FINAL APPROVAL AND SUBSIDY

After completion of construction, **geo-tagged photo** of the **toilet** is **uploaded** on **SBM portal** and the **beneficiaries** receive **final installment** of **subsidy**

SBM Monitoring and Learning at ULB level

	STAGES		STEPS	FIELD LEVEL	SBM PORTAL	Lessons
I	Receipt and review of applications	1	Applications received and reviewed			Which wards/ areas are falling behind in applications, which are doing better
II	Verification and Approval of applications	2	Field verification of applications - accept/reject			Reasons for rejection; follow up with those lacking documents, space
		3	Verified on SBM Portal			
		4	Approved on SBM portal			
III	Permission to construct and subsidy	5	Issuance of work order			
		6	release of subsidy 1st instalment			
IV	Monitoring of construction process	7	Monitor construction			Knowledge of toilet /septic tank construction, costs; access to credit; need for training of contractors
		8	Construction completed and verified			Time taken to complete Use of sanitation credit
V	Final approval of toilet	9	Upload on portal with tagged photo			
		10	Release second subsidy instalment			

SBM Process and monitoring at ULB level...



SBM Monitoring responsibility at ULB level . . .

	STAGES		STEPS	Actually WHO has to DO ?	Actually WHO has to DOES ?
I	Receipt and review of applications	1	Applications received and reviewed	Sanitary Inspector	Safai Worker
II	Verification and Approval of applications	2	Field verification of applications - accept/reject	Engineer	Safai Worker
		3	Verified on SBM Portal	Engineer	Safai Worker
		4	Approved on SBM portal	Chief officer	Safai Worker
III	Permission to construct and subsidy	5	Issuance of work order	Chief officer	Chief officer
		6	release of subsidy 1st instalment	Chief officer, Sanitary Inspector, Engineer and Accountant	
IV	Monitoring of construction process	7	Monitor construction	Junior Engineer and Engineer	Junior Engineer and Engineer
		8	Construction completed and verified	Junior Engineer and Engineer	Junior Engineer and Engineer
V	Final approval of toilet	9	Upload on portal with tagged photo	Junior Engineer and Engineer	Junior Engineer and Engineer
		10	Release second subsidy instalment	Chief officer, Sanitary Inspector, Engineer and Accountant	

Stage 1: Receipt and review of applications (1/4)

□ The **Key details** that the application form captures are:

- Name , address and contact no of the applicant
- Aadhar card no
- Toilet availability
- What form of toilet facility do they use (Shared/Community/Open)
- Bank account details

□ Hard copy of **filled application forms** are **submitted** along with the following **documents** to the **ULB**

- Passbook Xerox , Photo
- Property tax
- Aadhar Card
- Ration Card

□ The filled application forms are **reviewed** by **ULB staff** for any **missing information** or **documents**.

□ Once it has been reviewed , the documents are **uploaded** on **SBM website**

□ **Applicant** receives an **SMS** after the form is uploaded on **SBM portal**

MH1500200646

स्वच्छ महाराष्ट्र अभियान
वैयक्तिक शौचालय योजना, वैयक्तिक माहिती, नमुना "ब" (सर्ज)

शहर विशंती

संपूर्ण नाव (आठनाम) विशंती (नाम) बाळराज

(बडिलाचे/आईचे/पतीचे) नाव राजेश

मालमत्ता क्रमांक 7268001485

पसता कोडे टाकता

ई-मेल

शोबादन क्रं 4026543260

• ओळखाच (कोणतेही एक)

i) आधार कार्ड नंबर 4584 8474 3280

ii) इलेक्शन कार्ड नंबर _____

iii) पॅन कार्ड नंबर _____

iv) पासपोर्ट नंबर _____

बाई क्र. / प्रभाग क्र. _____

लिंग पुरुष

परामध्ये वैयक्तिक शौचालय आहे का? नाही

परामध्ये वैयक्तिक शौचालय नसल्यास खालील पैकी कोणत्या शौचालय पध्दतीचा वापर चालू आहे-

अ) दोन किंवा अधिक कुटुंबाचा वापर (युप शौचालय)

ब) वस्ती पातळीवरील शौचालय / सार्वजनिक शौचालय

क) उपर्युक्त शौचालय जाण्याची पध्दत अवजबाब का?

सदपरिस्थितीतील शौचालयाची स्थिती _____

बँक खात्याचे विवरण

बँकेचे नाव भारतीय स्टेट बँक

बँक कोणत्या शहरात आहे विशंती

बँक शाखेचे नाव श्रीकृष्ण स्टेट बँक

आयएफएससी कोड SBIN0005392

अर्जदाराचा बँक खाते क्रं 80459849039

(सं. पासबुकच्या प्रथम पानाची कॅटॉक्स प्रत जोडावी)

अर्ज करण्याची पध्दत :-

अर्जदार www.swachhbharaturban.gov.in या संकेतस्थळावर अर्ज करू शकतात. आवेदन पत्रातील संपूर्ण माहिती व आवश्यक कागदपत्रांसह नगरपरिषदेच्या स्वच्छ महाराष्ट्र अभियान कक्षात जमा करू शकतात.

टिप - * चिन्ह असलेल्या बाबी आवश्यक असल्याने त्या पूर्ण करून घ्याव्यात.

ACCOUNT DETAIL	
Name	Munish Triani
Mobile Number	97881179
Email	munish2009@gmail.com
Address	Tarun
ID Type	AADHAR
ID Number	880279012

Application ID	MUNISH2009	APPLIED DATE	24
1	State	MAHARASHTRA	1
2	ULB Name	Tarun (M.C.)	2
		(A) Geographical Particulars	3
1	Name of Applicant	Full Name	1
2	Gender	M/F	2
3	Father's/ Husband's Name	Full Name	3
4	Mobile No.	Full Name	4
5	Series of Housing Type	Full Name	5
6	Residential Address	Full Name	6
7	Aadhar Linked Transfer of Assets	Full Name	7
8	Aadhar Number	Full Name	8
9	Bank Account Details	Full Name	9
10	Account Number	Full Name	10
11	Name of Bank	Full Name	11
12	Branch Name	Full Name	12
13	IFSC Code	Full Name	13
14	Branch Code	Full Name	14
15	Branch Name	Full Name	15

Do You want to mail bulk instructions of rules by the ULB through contractor / Self Help Groups if enable

Name: _____

Remark of user: _____

©2014. Software application Designed & Developed by National Informatics Centre, Govt. of India. C

Stage 1: Receipt and review of applications (2/4)

SUMMARY OF CITY LEVEL and WARD LEVEL

APPLICATIONS RECIEVED

INDIVIDUAL HOUSEHOLD LATRINE(IHHL) APPLICATION

Ministry of Urban Development, Government Of India



Welcome - Ravindra Deshmukh

Tuesday, January 5, 2016

Select Language : English

Logo

Apply Master Report

STATUS OF INDIVIDUAL HOUSEHOLD LATRINE(IHHL) APPLICATION

ULB Name : Sinnar (M CI)

1495

Application
Received

More info

1177

Application
Verified

More info

1124

Application
Approved

More info

0

Application
Rejected

More info

0

Application
Constructed Toilet Photo

More info

1

Application
Commenced Toilet Photo

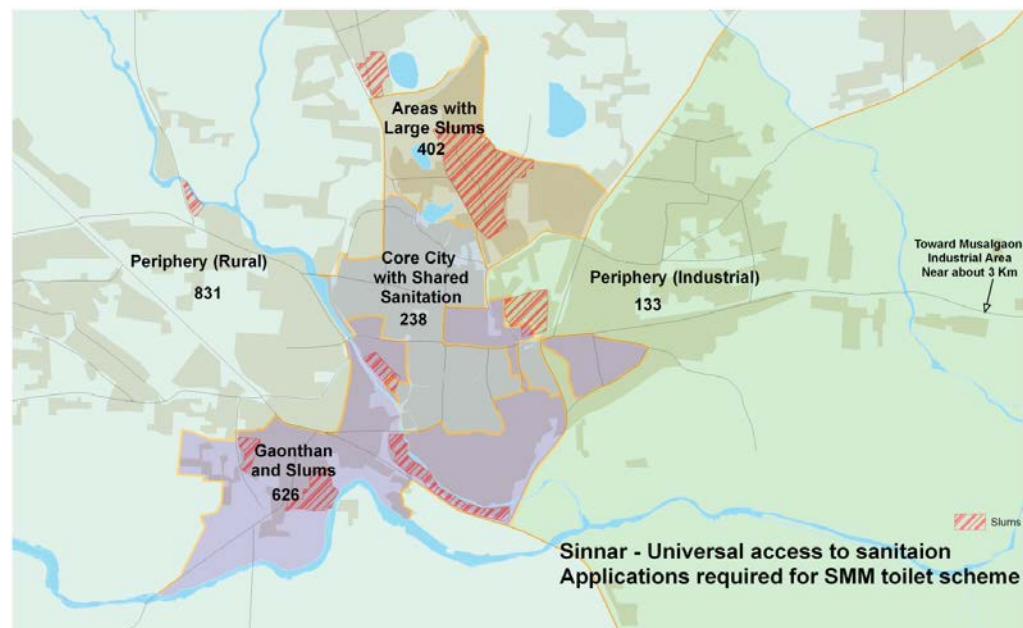
More info

SNO	ULB Name	Received	Verified	Approved	Rejected	Constructed Toilet Photo	Commenced Toilet Photo
1	1	43	38	36	0	0	0
2	2	136	120	120	0	0	1
3	3	15	14	12	0	0	0
4	4	90	87	82	0	0	0
5	5	184	132	127	0	0	0
6	6	69	56	50	0	0	0
7	7	126	115	107	0	0	0
8	8	52	45	45	0	0	0
9	9	24	16	16	0	0	0
10	10	27	22	22	0	0	0

The applications received are captured ward wise, which helps the city to assess which wards/ areas are falling behind in applications, which are doing better

Stage 1: Receipt and review of applications (3/4)

	Applications received as a % of households without individual toilets	Additional applications needed for universal coverage (%)	Reasons for performance and nature of efforts needed
Areas requiring attention for demand mobilization			
Gaonthan and central slum areas	33.0	626 (27.9)	Affordability, space concerns and lack of confidence in schemes
Large slums areas on the outskirts	37.5	402 (17.9)	Affordability and space concerns
Periphery areas (rural)	29.9	831 (37.1)	Lack of awareness about need for toilets and affordability
Areas with reasonable/ good performance			
Core city with shared sanitation	32.4	119 (11.1)	Core city areas where shared sanitation is practiced among relatives and neighbours
Periphery (industrial areas)	78.0	133 (5.9)	Greater awareness due to settlements of sanitary workers and industrial workers
Total	40.0	2230 (100%)	



Based on such ward-wise available data we can analyze which wards/ areas in the city are falling behind in applications, which are doing better and which areas should be targeted for getting more applications

Stage 1: Difficulties and Challenges (4/4)

- I. Forms are **reviewed** by **Safai workers** instead of Sanitary inspector
- II. **Incomplete application** forms are submitted
- III. **Name** of applicant **not matching** with name given on **Property tax bill/receipt**
- IV. **Bank** account **details** are **missing**
- v. **Aadhar card** in not available
- VI. SBM **website** is **not functional** for uploading the forms

Stage 2: Verification and approval of applications (1/4)

- Field Verification of submitted forms is undertaken by ULB staff where they inspect the following condition:
 - Availability of any existing toilet and where toilet is connected to
 - Space for construction of toilet
 - There is no encroachment
 - Property ownership details
 - Is there space for construction of community toilet within 500 m
- Applicant receives an SMS after the application receives verification and approval

पडताळणी अर्ज - 1
SBM अंतर्गत करण्यात येणारे वैयक्तिक शौचालय बांधकाम
(कार्यालयीन बांधिलीकरणे)
शिखर नगर परिषद

1. SBM अर्ज क्र. : 10/11/500 200646
2. अर्जदाराचे नाव व पत्ता : लक्ष्मण वामनाथ खोसारे
3. जागेवर पडताळणी करण्यात येणारे मुद्दे :

1.	शौचालय आहे का नाही	हो/नाही <u>हो</u>
2.	वैयक्तिक शौचालय असल्यास प्रकार	बिना सेप्टिक टँक / एक टाक्याचे शौचालय / इन-सॅनिटरी
3.	वैयक्तिक शौचालय नसल्यास अर्जदार शौचालयासाठीचा वापर	सार्वजनिक शौचालय / बुल्या जामेन
4.	शौचालय बांधण्यासाठी (किमान 5 x 5 इतकी) जागा उपलब्ध आहे काय? हो/नाही	हो/नाही
5.	नसल्यास, सामुदायिक शौचालय बांधकामासाठी जवळ (500 मिटर परिघात) जागेत उपलब्धता	हो/नाही
6.	शौचालय बांधल्यामुळे भविष्यात वाहतुकीम अडथळा होण्याची अथवा सार्वजनिक रस्त्यावर अतिक्रमण होण्याची शक्यता आहे का?	हो/नाही
7.	अर्जदार अथवा त्याच घरातील अन्य सदस्यांकडे त्याच्या नावावरील मिळकत कराची पावती आहे का?	हो/नाही
8.	अर्जदाराने शौचालयाचे बांधकाम वापरत असण्यासाठी पूर्ण केले आहे का?	हो/नाही
9.	अर्जाची स्थिती	मंजूर/मंजुरी नाही <u>हो</u>
10.	मंजुरी नाकारण्यात आली असल्यास कारण:	

अ. मंजुरी देण्यात आली असल्यास अर्जदाराकडून घ्यावयाचे हमीपत्र:
मी, लिहिलेले देशात की, स्वच्छ भारत अभियानाअंतर्गत केंद्र व राज्य शासन तसेच नगर परिषदेकडून मिळाल्या-या अंदाजनाचा वापर केवळ वैयक्तिक शौचालय/ गट शौचालय बांधण्यासाठीच करीन तसेच शौचालय बांधण्याचे काम नगर परिषदेने दिलेल्या निर्धारित वेळेमध्येच पूर्ण करीन.
अर्जदाराची स्वाक्षरी: _____ दिनांक: _____

ब. मंजुरी नाकारण्याची कारणे:
जागा पडताळणीसाठी आलेल्या अधिका-याने ज्या कारणांमुळे मंजुरी नाकारणी आहे ती कारणे मला मान्य आहेत.
अर्जदाराची स्वाक्षरी: _____ दिनांक: 90/1/94 -
जागा तपासणी करणा-याचे नाव, पद व स्वाक्षरी: _____

This process helps to identify reasons for rejection and follow up with those lacking documents and space for construction

Stage 2: Verification and approval of applications (2/4)

- After **field verification** is done by ULB staff and based on **comments** given by the field verifier in the form, the **ULB verifier head** logs into **SBM Portal Verifies, Approves and rejects applications**

SNO	Application ID	Name	State	District	ULB Name	Ward No.	
1	MH1500003936	Shinde Prakash Raghunath	Maharashtra	Nashik	Sinnar (M CI)	1	Details/Action
2	MH1500004950	Shinde Sonali Madhav	Maharashtra	Nashik	Sinnar (M CI)	1	Details/Action
3	MH1500004966	Shinde Sanjay Baburao	Maharashtra	Nashik	Sinnar (M CI)	1	Details/Action
4	MH1500004665	Rashid Sheikh	Maharashtra	Nashik	Sinnar (M CI)	3	Details/Action
5	MH1500004973	SANJAY PAWAR	Maharashtra	Nashik	Sinnar (M CI)	4	Details/Action
6	MH1500005936	Nichit Sandip	Maharashtra	Nashik	Sinnar (M CI)	4	Details/Action
7	MH1500005958	Sheikh Jerina	Maharashtra	Nashik	Sinnar (M CI)	4	Details/Action
8	MH1500010510	RADHABAI DOKFODE	Maharashtra	Nashik	Sinnar (M CI)	4	Details/Action
9	MH1500010620	SANJAY JADHAV	Maharashtra	Nashik	Sinnar (M CI)	4	Details/Action
10	MH1500010638	RAMESH BODAKE	Maharashtra	Nashik	Sinnar (M CI)	4	Details/Action
11	MH1500010656	RAJENDRA JADHAV	Maharashtra	Nashik	Sinnar (M CI)	4	Details/Action
12	MH1500004751	uttam mali	Maharashtra	Nashik	Sinnar (M CI)	5	Details/Action
13	MH1500005355	Medhe Meghana Pandurang	Maharashtra	Nashik	Sinnar (M CI)	5	Details/Action
14	MH1500005723	Ranjana Ahire	Maharashtra	Nashik	Sinnar (M CI)	5	Details/Action
15	MH1500005947	PAGARE SUMANBAI	Maharashtra	Nashik	Sinnar (M CI)	5	Details/Action
16	MH1500006156	Balu Jadhav	Maharashtra	Nashik	Sinnar (M CI)	5	Details/Action
17	MH1500006163	Rajendra Fartale	Maharashtra	Nashik	Sinnar (M CI)	5	Details/Action
18	MH1500012405	RAJU SAVANT	Maharashtra	Nashik	Sinnar (M CI)	5	Details/Action
19	MH1500014196	Raghunath Chavanke	Maharashtra	Nashik	Sinnar (M CI)	5	Details/Action
20	MH1500014210	Gayabai Sonavane	Maharashtra	Nashik	Sinnar (M CI)	5	Details/Action
21	MH1500014378	CHANDRAKANT	Maharashtra	Nashik	Sinnar (M CI)	5	Details/Action

Verify Status Profile Report

ACCOUNT DETAIL

Name: Manoj Vahri	Mobile Number: 9766911779
Email: manoj19031909[at]gmail[dot]com	Address: Sinnar
ID Type: AADHAR	ID Number: 884018759812

INDIVIDUAL HOUSEHOLD LATRINE(IHHL) APPLICATION FORM

Application ID: MH1500014196	Applied Date:
------------------------------	---------------

(A) Geographical Particulars

1. State: Maharashtra	2. District: Nashik
3. ULB Name: Sinnar (M CI)	4. Ward No.: 5

(B) Toilet Owner's Particulars

1. Name of Applicant: Raghunath Chavanke	
2. Gender: MALE	
3. Father/ Husband's name: Ramchandra	
4. Mobile No: 9011782251	
5. Status of Existing Toilet: NOT EXISTING	
6. Residential Address: Balaji mill, pampori roda, sinnar	
7. Aadhar Linked Transfer of Incentive: NO	
8. Aadhar Number: 880486045961	
9. Bank Account Details: Bank Account Number: 2010214461, Name of Bank: BANK OF MAHARASHTRA	IFSC Code: MAHB000275, Bank Branch Name: SINNAR (NASHIK)

Note: 1. The funds will be transferred through Electronic Transfer.
Panbook: First Page Scanned copy

10. Do You want to avail bulk construction of toilets by the ULB through contractor / Self Help Groups if available: YES NO

Verify/Reject Application

Name: Srujal Patel	
Remark (if any):	

[Verify](#) [Reject](#)

VERIFIED
On PORTAL

APPROVED
On PORTAL

Stage 2: Verification and approval of applications (3/4)

SUMMARY OF CITY LEVEL and WARD LEVEL

VERIFIED, APPROVED AND REJECTED APPLICATIONS

INDIVIDUAL HOUSEHOLD LATRINE(IHHL) APPLICATION

Ministry of Urban Development, Government Of India



Welcome - Ravindra Deshmukh

Tuesday, January 5, 2016

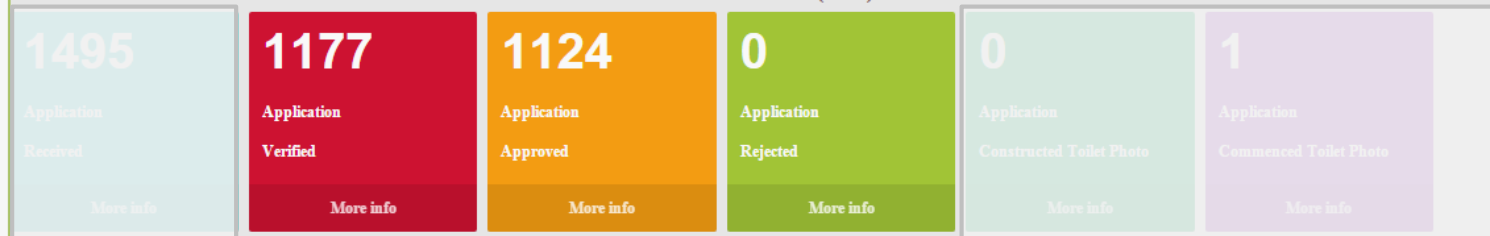
Select Language : English

Logo

Apply Master Report

STATUS OF INDIVIDUAL HOUSEHOLD LATRINE(IHHL) APPLICATION

ULB Name : Sinnar (M CI)



SNO	ULB Name	Received	Verified	Approved	Rejected	Constructed Toilet Photo	Commenced Toilet Photo
1	1	43	38	36	0	0	0
2	2	136	120	120	0	0	1
3	3	11	14	12	0	0	0
4	4	80	87	82	0	0	0
5	5	184	132	127	0	0	0
6	6	69	56	50	0	0	0
7	7	128	115	107	0	0	0
8	8	52	45	45	0	0	0
9	9	24	16	16	0	0	0
10	10	27	17	17	0	0	0
11	11	20	12	12	0	0	0
12	12	18	9	9	0	0	0

Stage 2: Difficulties and Challenges (4/4)

- I. **Verification is done by Safai worker, instead of engineer**
- II. **Ownership** of properties is **difficult to assess**
- III. **Toilets are already constructed**, even though the **HHs apply for new toilets or ask for subsidy** as they have **already constructed toilets**
- IV. **Applications are received** from households that have **newly / under constructed house**
- v. **SBM website is not functional** for verification and approval

Stage 3: Permission to construct and subsidy (1/5)

- After **APPROVAL**, a **work order** is issued to the applicant to **start construction of toilet**, the key details captured in the work order are :

- Name of Applicant**
- Application Number**
- Stages of release of subsidy**
- Various submissions for availing the subsidy**
- Situations in which the beneficiary may not receive subsidy**
- Standard septic tank design and construction practices**

स्वच्छ महाराष्ट्र अभियान
वैयक्तिक घरगुती शौचालय बांधकामास मंजूरी देणारा आदेश दि. 30/01/19

प्रति,
श्री/श्रीमती. शंकर रामभाऊ ओशीर

विषय:- वैयक्तिक शौचालय मंजूरीबाबत.
संदर्भ:- आपला अर्ज क्रमांक MH1500200046 दिनांक: 30/01/19

उपरोक्त विषयावरील आपल्या संदर्भास अनुषंगाने कळविलेले येते की, आपण या कार्यालयामादर केलेल्या वैयक्तिक शौचालयासाठीच्या अर्ज व कागदपत्रातुसार नपा च्या प्रकल्प अंमलबजावणी कक्षामार्फत आपण शौचालय बांधण्याकरीता सुचविलेल्या जागेची पाहणी करण्यात आली असून ती पर्याप्त व योग्य असल्याचे आढळून आली असल्याने स्वच्छ महाराष्ट्र अभियानाच्या मार्गदर्शक सुचनांतुसार आपल्या अर्जास मंजूरी प्रदान करणेत येत आहे.

- स्वच्छ महाराष्ट्र अभियानांतर्गत शहरे हागणदारी मुक्त करण्यासाठी या योजनेचे आपण पात्र लाभार्थी असल्याने आपणास शौचालय उपलब्ध करून देणे आवश्यक असल्याने आपणास शौचालय बांधकामास परवानगी देण्यात येत आहे परंतु अशा परवानगी मुळे आपणास संबंधित जागेवरील वास्तव्याचे कोणतेही कायदेशीर हक्क प्राप्त होणार नाहीत याची कृपया नोंद घेण्यात यावी.
- सदर मंजूरी सोबत केंद्र व राज्य शासनाच्या अनुदानाचा पहिला हप्ता मंजूर करण्यात येत आहे. सदर पहिला हप्त्याचा निधी आपल्या बँक खात्यात जमा करण्यात येत आहे.
- सदर मंजूरी आदेश मिळाल्या पासून 7 दिवसांच्या आत आपण शौचालय बांधकामास सुरुवात करण्यात यावी तसेच, शौचालयाचे बांधकाम पुर्ण झाल्यावर अनुदानाच्या अंतीम हप्त्याची मागणी करण्यात यावी.
- शौचालयाचे बांधकाम सुरु असताना नपा च्या अधिका-यामार्फत त्याची तपासणी करण्यात येईल त्यावेळी त्यांना योग्य सहकार्य करण्यात यावे.
- शौचालयाची सेप्टिक टाकी बांधकाम करताना शासकीय नियमाप्रमाणे बांधकाम नसल्यास निधी मिळणार नाही याची नोंद घ्यावी.
- शक्यतो शौचालयाचे बांधकाम सेप्टिक टाकीवर न करता सेप्टिक टाकीशेजारी बांधण्यात यावे.
- पुरेशी जागा उपलब्ध नसल्यास व सेप्टिक टाकीवर शौचालय बांधण्याची गरज भासल्यास टाकीच्या पहिल्या व तिस-या कप्प्यावर बांधकाम करू नये.
- सेप्टिक टाकीच्या किमान दोन कप्प्यास (प्राधान्याने पहिल्या व तिस-या कप्प्यास) झाकण असणे आवश्यक आहे.
- सेप्टिक टाकीतून बाहेर येणारे पाणी बंद गटार/शोषखड्डा यास जोडणे आवश्यक आहे.
- खाली नमूद केलेल्या तक्त्याप्रमाणेच शौचालय व सेप्टिक टाकीची मापे विचारात घ्यावी.

वापणा-या लोकांची संख्या	लांबी (मीटर)	रूंदी (मीटर)	खोली (मीटर)*
५	१.५	०.७५	१.०५
१०	२.०	०.९	१.४
१५	२.०	०.९	२.०
२०	२.३	१.१०	१.८

*300 मि.मि. उंची वृहत् धरणे आवश्यक CPHEEO manual 2013 (Chapter 9)

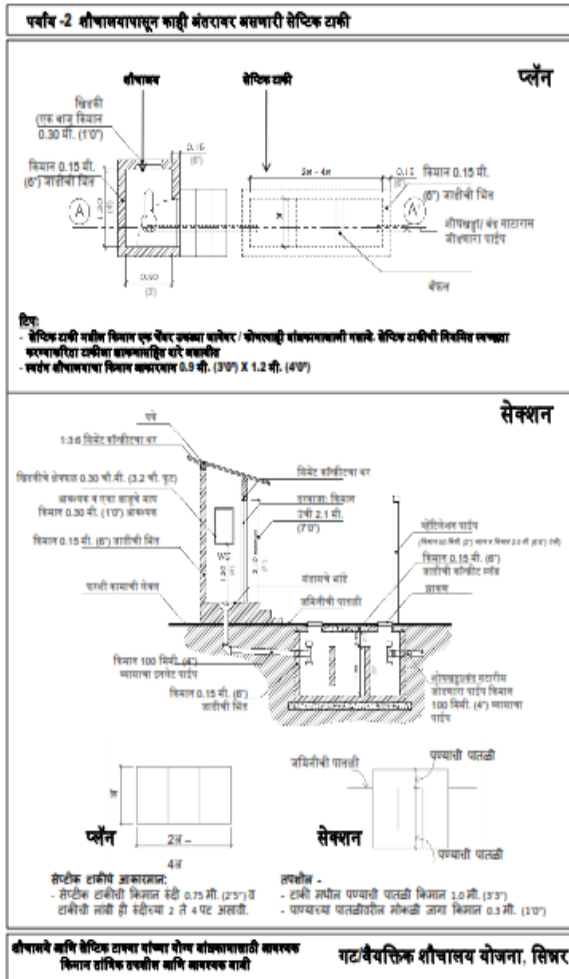
- शौचालयाचे काम सुरु करणेपूर्वी जागेचा फोटो काढून नगरपरिषद कार्यालयात सादर करणे आवश्यक आहे.
- बांधकाम पूर्ण झाल्यानंतर SBM ची मुद्रा/चिन्ह तसेच लाभधारकाचे नाव, अर्ज क्र., बांधकाम पूर्ण केल्याचा दिनांक हे तपशील तांबड्या ओईल पेंटमध्ये लिहिणे आवश्यक आहे.
- बांधण्यात आलेल्या शौचालयाचे दार उघडे ठेऊन क्र. 2 मध्ये नमूद करण्यात आलेले तपशील शौचालयावर लिहिल्याने दर्शविणारा अर्जदाराचा भौगोलीक स्थिती चिन्हांकित करण्यात आलेला फोटो काढून पुराव्यादाखल जोडण्यात यावा.

सिद्धर नगरपालिका
जि. नाशिक.
स्था. १८६०

सिद्धर नगर परिषद

Stage 3: Permission to construct and subsidy (2/5)

- Along with **WORK ORDER**, standard toilet and septic tank design along with **Do's and Don'ts of septic tank** is provided to the applicant



हे करावे ✓	हे टाकावे ✗
<ul style="list-style-type: none"> सेप्टिक टाकी किमान दोन कॅम्प्यांनी असावी कॅम्प्यांमधील भिंत ही टाकीचे एक नूतीयांग व दोन नूतीयांग याप्रमाणे विभाजन करून बांधावेत दोनही कॅम्पे मैला पातळीच्या वर पाईप अथवा चौकोनी खेदाद्वारे जोडावेत, पाईप अथवा चौकोनी खेद हा ७५ मी.मी. पेक्षा मोठा नसावा 	<ul style="list-style-type: none"> एक कॅम्प्यांनी सेप्टिक टाकी बांधू नये कॅम्प्यांमधील भिंत चुकीच्या ठिकाणी बांधू नये दोन कॅम्पे चुकीच्या पातळीने अथवा ठिकाणी जोडण्यात येऊ नयेत जेणे मळी अथवा मैला तयार होती
<ul style="list-style-type: none"> नगरपरिषदेच्या मानकांच्यानुसारच टाकीचे बांधकाम करावे 	<ul style="list-style-type: none"> आवश्यकतेपेक्षा मोठ्या आकाराच्या सेप्टिक टाक्या बांधू नयेत
<ul style="list-style-type: none"> सेप्टिक टाकी ही नेहमी इमारतीपासून दूर अंतरावर असावी टाकीच्या सर्व कॅम्प्यांवर झाकणे असावीत 	<ul style="list-style-type: none"> टाकीच्या वर शीचालय बांधू नये सेप्टिक टाकी पूर्णपणे मीलबंद करू नये
<ul style="list-style-type: none"> विटा, खरी, वाळू, दगड कोळीट यांचा वापर करूनच टाकीचे बांधकाम करावे 	<ul style="list-style-type: none"> केवळ खणलेल्या खड्ड्यांचा वापर सेप्टिक टाकी मंजूर करण्यात येऊ नये टंक मळता कामा नये
<ul style="list-style-type: none"> टाकीचा तळ हा मिमेंट कोळीट मध्येच असावे आवश्यक आहे तसेच टाकीच्या निर्मात्याचा बाजूकडून आतील बाजूस उतार असावे आवश्यक आहे 	<ul style="list-style-type: none"> टाकीच्या निर्मात्याचा बाजूस उतार करण्यात येऊ नये टाकीच्या आतील पुढभाग खडबडीत असावा कामा नये
<ul style="list-style-type: none"> टाकीच्या आतील बाजू ह्या मिमेंट प्लास्टर करून गुळगुळीत केलेल्या असावात 	
<ul style="list-style-type: none"> टाकीत मैला मोडण्याचा मार्ग व निर्गमनाचा मार्ग हे वेगळ्या पातळीवर असावेत टाकीत मैला मोडण्याचा मार्ग व निर्गमनाचा मार्ग हे मळीच्या थरापेक्षा खाली व मैलापेक्षा वर असावेत दोनही मार्गांच्या तोंडांनी 'टी जंक्शन' अथवा बॅकल देण्यात यावेत 	<ul style="list-style-type: none"> ज्या ठिकाणी मळी अथवा मैला मोळा होतो त्या ठिकाणी टाकीत मैला मोडण्याचा मार्ग व निर्गमनाचा मार्ग देण्यात येऊ नयेत मैला मोडण्याचा मार्ग व निर्गमनाचा मार्ग हे एकाच पातळीवर नसावेत
<ul style="list-style-type: none"> बावूचीजनाच्या पाइपची उंची ही 20 मीटर च्या परिमारातील सर्वांत उंच इमारतीच्या उंचीपेक्षा किमान २ मीटरने वर असावा 	<ul style="list-style-type: none"> बावूचीजनाचा पाइप शमांपासून सुरक्षित ठेवावा बावूचीजनाच्या पाइपची उंची अतिशय कमी असावा कामा नये

Stage 3: Permission to construct and subsidy (3/5)

- ❑ The **applicant** has to give in **writing to ULB on INR 100 Stamp Paper** that :
 - ❑ The **subsidy provided** by the government under SBM/SMA and the council **will only be used for construction of toilet**, and if used for any other purpose action would be taken against the applicant.
 - ❑ They will **construct the toilet and septic tank** as per the design provided by the council.

The image shows a 100 Rupee Indian Non-Judicial Stamp Paper. The top part features the Indian national emblem and the text 'भारतीय गैर न्यायिक एक सौ रुपये Rs. 100 ONE HUNDRED RUPEES'. Below this, it says 'भारत INDIA INDIA NON JUDICIAL'. The stamp is dated 30/10/2015 and is from Maharashtra (महाराष्ट्र MAHARASHTRA). The serial number is MW 400414. The stamp is used for a document related to the construction of a toilet and septic tank. The document is signed by the Executive Magistrate, Sinnar, and includes a stamp from the Treasury Office, Sinnar, dated 1 OCT 2015. The document also mentions the name of the applicant, Shri. Anand Baburao Kulkarni, and the location, Sinnar, Pin- 422103, Maharashtra.

महाराष्ट्र MAHARASHTRA 2015 MW 400414

दिनांक 30/10/2015 दिनांक 30/10/2015
भा. बाबुराव बाबुराव कौलर (वर्तमान)
हस्तो या, येदु शास्त्री (पति) र मंगल
करिता एकुण किंमत रु. १००/- हा
मुद्रांकाची भरती करणेसाठी हा मुद्रांक विकत दिला.
श्री. संजय विलासक देवगावडे
स्टॅम्प बॉर्डर, गृहसिपदार कार्यालय, सिन्नर
(पदावना क. आस्था/अनारस/ १२/१०११ ते १४ ता. ०२/१०/२०१५)

प्रतिज्ञापत्र

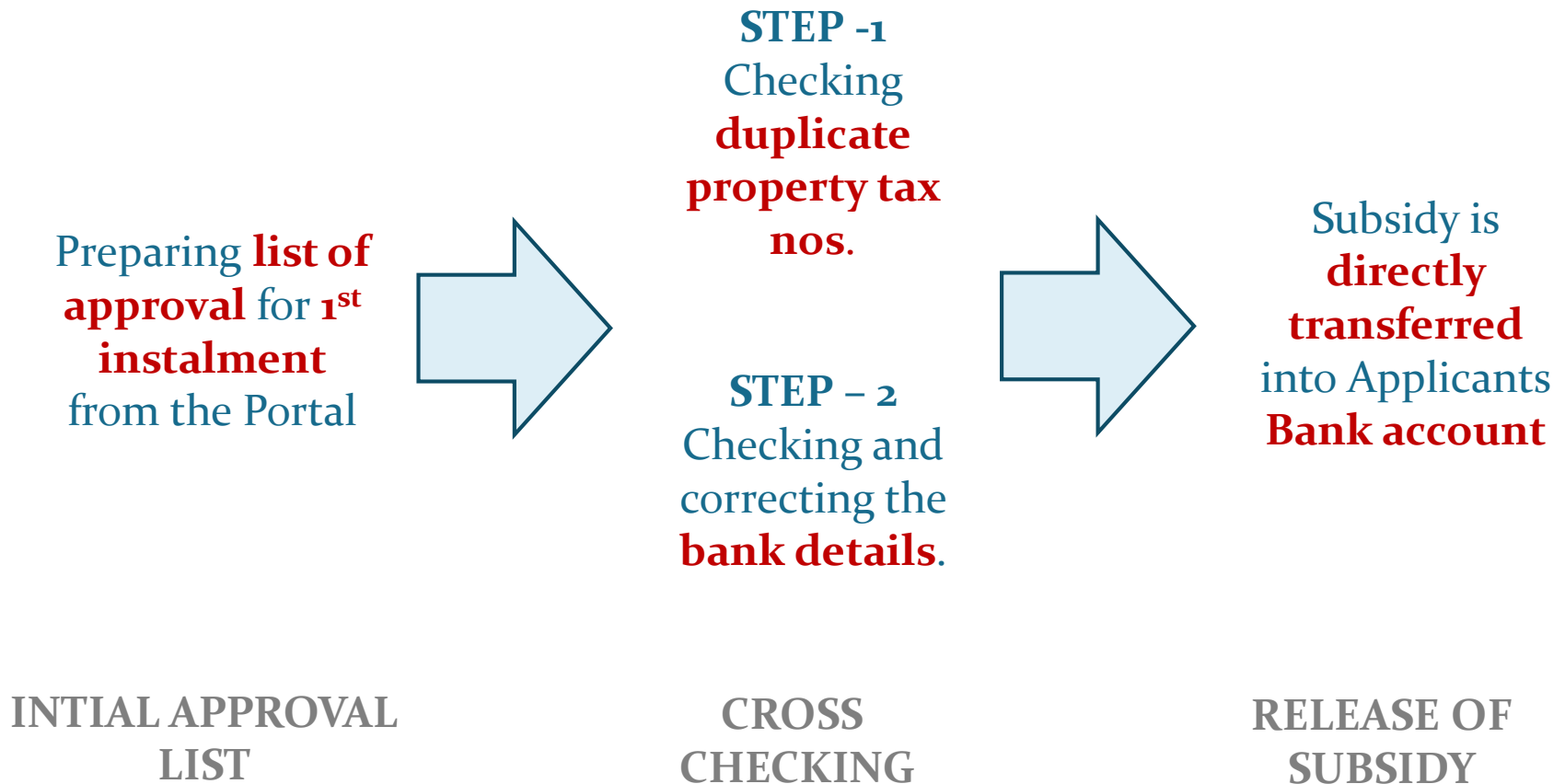
मेहेरबान कार्यकारी दंडाधिकारी साहेब, सिन्नर यांचे समोर

प्रतिज्ञापत्र लिहून देणार श्री. बाबुराव बाबुराव कौलर वय ६२ वर्ष रा. सिन्नर

सिन्नर, पिन- 422103 जि.नाशिक महाराष्ट्र राज्य.

मी श्री/श्रीमती स्वतः रा. सिन्नर विनंती प्रतिज्ञापत्र लिहून देतो की, मी
सिन्नर नगरपरिषद हद्दीत या ठिकाणी सि.स.न. स.न. घर नं. २२४२००१५६६

Stage 3: Permission to construct and subsidy (4/5)



Process of release of **SUBSIDY**

Stage 3: Difficulties and Challenges (5/5)

- I. **Wrong entry of bank account details**
- II. **Duplication of property tax numbers while preparing list of beneficiaries**
- III. **The banks charge for electronic transfer of money to the beneficiaries account, ULBs don't want to bear this cost of transfer**

Stage 4: Monitoring of construction process (1/3)

- Once the **applicant start construction** of toilet, the applicant has to **call** the **ULB's engineer** to check at **two stages of construction** :

- STEP 1: After **construction** of **septic tank**

- STEP 2: After **completion** of **construction of toilet**



Step 1



Step 2

Stage 4: Monitoring of construction process (2/3)

SUMMARY AT CITY LEVEL and WARD LEVEL

APPLICANTS WHO HAVE STARTED CONSTRUCTION

INDIVIDUAL HOUSEHOLD LATRINE(IHHL) APPLICATION

Ministry of Urban Development, Government Of India



Welcome - Ravindra Deshmukh

Tuesday, January 5, 2016

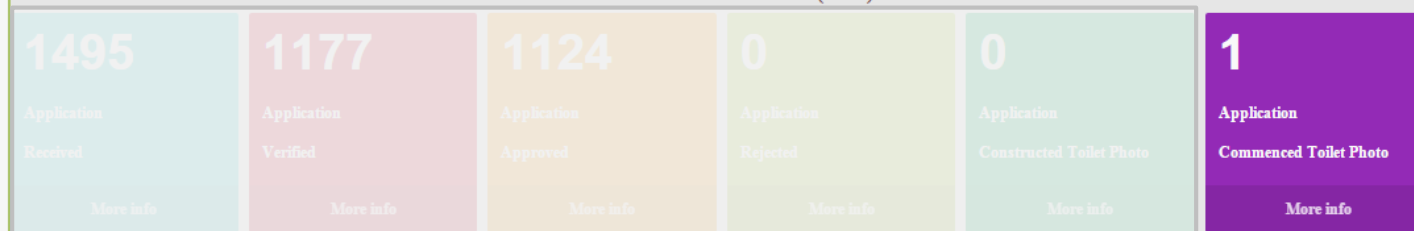
Select Language : English

Logo

Apply Master Report

STATUS OF INDIVIDUAL HOUSEHOLD LATRINE(IHHL) APPLICATION

ULB Name : Sinnar (M CI)



SNO	ULB Name	Received	Verified	Approved	Rejected	Constructed Toilet Photo	Commenced Toilet Photo
1	1	43	38	36	0	0	0
2	2	136	120	120	0	0	1
3	3	11	14	12	0	0	0
4	4	80	87	82	0	0	0
5	5	184	152	127	0	0	0
6	6	69	26	30	0	0	0
7	7	128	115	107	0	0	0
8	8	52	45	45	0	0	0
9	9	24	16	16	0	0	0
10	10	27	17	17	0	0	0
11	11	20	12	12	0	0	0
12	12	14	9	9	0	0	0

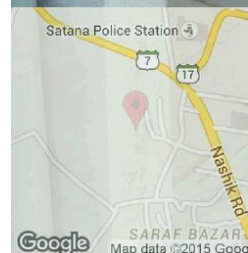
Stage 4: Difficulties and Challenges (3/3)

- I. Applicants do **not construct** the toilet and septic tanks **as per the drawings** given by ULB
- II. Applicants do **not provide proper access** to **septic tanks**
- III. Applicants do **not call ULB engineer** for **verification** after construction of septic tanks (Step 1) , they **only call** them after toilet construction is **completed** (Step 2)
- IV. SBM **website** is **not functional** for uploading commencement of toilet photographs

Stage 5: Final approval of toilet (1/4)

- ❑ The **ULB** has to **upload** a **Geo-tagged photo** of the applicant which has following details:
 - ❑ Swachh Bharat Logo
 - ❑ Application Number
 - ❑ Applicant standing with toilet
 - ❑ Lat / Long of the photo
 - ❑ Photo with Date and Time

Geo-Tagged Photo



	Decimal	DMS
Latitude	20.597925	20°35'52" N
Longitude	74.198333	74°11'54" E

2015-12-01(Tue) 05:03(pm)

Stage 5: Final approval of toilet (2/4)

SUMMARY AT CITY LEVEL and WARD LEVEL

APPLICANTS WHO HAVE COMPLETED CONSTRUCTION

INDIVIDUAL HOUSEHOLD LATRINE(IHHL) APPLICATION

Ministry of Urban Development, Government Of India



सत्यमेव जयते



Welcome - Ravindra Deshmukh

Tuesday, January 5, 2016

Select Language : English

Logo

Apply Master Report

STATUS OF INDIVIDUAL HOUSEHOLD LATRINE(IHHL) APPLICATION

ULB Name : Sinnar (M CI)

1495 Application Received More info	1177 Application Verified More info	1124 Application Approved More info	0 Application Rejected More info	0 Application Constructed Toilet Photo More info	1 Application Commenced Toilet Photo More info
---	---	---	--	--	--

SNO	ULB Name	Received	Verified	Approved	Rejected	Constructed Toilet Photo	Commenced Toilet Photo
1	1	43	38	36	0	0	0
2	2	136	120	120	0	0	1
3	3	12	14	12	0	0	0
4	4	80	87	82	0	0	0
5	5	184	152	122	0	0	0
6	6	69	26	20	0	0	0
7	7	128	115	107	0	0	0
8	8	52	45	45	0	0	0
9	9	24	16	16	0	0	0
10	10	27	17	17	0	0	0
11	11	20	12	12	0	0	0
12	12	14	9	9	0	0	0

Stage 5: Final approval of toilet (3/4)

Release of 2nd Installment of subsidy

- The list of applicants that have completed the process of uploading Geo-tagged photo of their constructed toilet is prepared and shared with Finance dept. of ULB for releasing 2nd Installment of subsidy
- Subsidy is directly transferred into applicants bank account

Stage 5: Difficulties and Challenges (4/4)

- I. The **banks charge** for **electronic transfer** of money to the beneficiaries account, **ULBs don't want to bear this cost of transfer.**
- II. **Non-availability of Camera** that can **capture a geo-tagged photo**
- III. **Swachh Bharat logo** and **other details** are **missing** on the applicants **toilet door** when **photo is taken**
- IV. **SBM website** is **not functional** for uploading completed toilet photographs

Lessons

STEP-1

Separate Lists are prepared and updated :

1. Uploaded Forms Zone wise
2. Approved forms
3. Work Order given forms
4. Forms rejected with reasons
5. Forms that are incomplete
6. Forms where mobile no. not given
7. Forms with other problems

STEP-2

While giving 1st Subsidy:

1. Approval list is generated from the portal.
2. List with work order given form is prepared from this generated list for 1st Subsidy.

STEP-3

While giving 2nd Subsidy:

1. Monitoring of construction of toilet is done.
2. After completion of toilet a logo and application id is imprinted on the toilet and geo-tagged photo is taken which is uploaded further on website.
3. This list is forwarded for 2nd instalment subsidy disbursement.

REJECTED FORMS:

The forms which are rejected are kept aside.

A Record is made of these rejected forms with reasons for rejection ward wise.

This data can be further used in analysing the problem and finding proper solutions like applicants having space issue for construction can be given permission to construct shared toilet.

Forms with Incomplete documents:

The forms which are incomplete with documents are recorded separately.

Weekly calls are made to such forms, and are sent for upload by attaching the incomplete documents.

Completed forms are then forwarded for uploading and verification on ground.

Forms with NO Mobile number:

Municipality Surveyors are sent to households to get the mobile numbers of the applicant.

Without mobile number, the form cannot be uploaded on portal.

Structure of the presentation . . .

- Concept of ODF in Swachh Maharashtra Mission
- City level activities to make cities ODF
 - Community/Public toilet monitoring
 - OD spot monitoring
 - Monitoring of toilet construction
 - **SHG toilet plans**

SHGs “Toilet Plans”

HH level Credit for Toilets



Toilet Cost	Rs. 35,000
WMC Subsidy —	Rs. 10,000
Own contribution —	Rs. 5,000

Credit Requirement: Rs. 20,000



Pilot SHGs are on board to take toilet



There is a **demand** for ‘Toilet Loan’ among SHG women.

SHG Meetings for Sanitation Credit options...



Consultations with banks, credit cooperative societies, housing finance institutions and MFIs were done.



Lending for toilets through existing Self Help Groups is also being explored.




























SHG meetings were conducted in various areas to assess the

Demand for 'Toilet Loans'

Sustainable options for extending 'Toilet Loans' to the HH are explored
Preferred credit option and repayment period were identified.

Assessed lenders profile across various parameter to provide loans for toilets

Factors	Self help groups (SHGs)	Micro-finance institutions (MFIs)	Credit societies	Commercial banks	Housing finance companies (HFCs)
Reach towards target population					
Local presence					
Prior history or future interest in toilet loans					
Capacity to make toilet loans					
Favorability of loan terms					

There are many opportunities for households to mobilize credit finance for building their own toilets. With capacity building support, SHGs can play an important role for the poor. The poor can also be reached through MFIs. MFIs will need a credit line of lower cost funds and grants to meet mobilization costs. Banks and HFCs can provide access to other (low and middle income households) that can offer mortgages. A key aspect will be to facilitate households to make their own possible choices from potential lenders.

Thank you